

METRO-MOBILITY TALKS

Gas Tax Facts: How it Affects You

A BREAK DOWN ON THE GAS TAX

How Much Do I Pay?

The current federal gas tax rate is 18.4 cents since October 1993. The current gasoline tax rate for the State of Texas has been 20 cents per gallon since 1987. The average Texas driver pays \$9.52 a month in state fuel taxes. Of this, a nickel goes to public education. The monthly net to the highway fund is \$7.14 a month. This assumes your vehicle gets 21 miles to the gallon and you drive 12,000 miles a year.

**My truck doesn't get that good of mileage.
I get 16 miles to the gallon**

Then you are paying about \$12.50 a month in state fuel taxes.... \$9.38 to the highway fund.



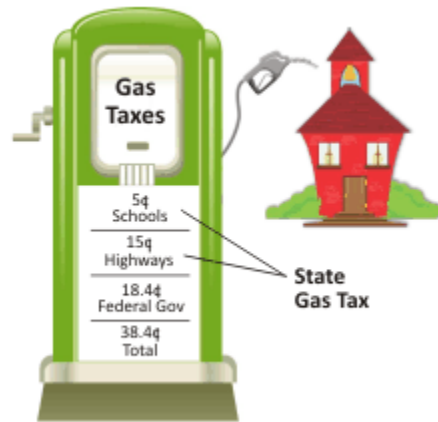
2009 Honda CRV - \$7.14

21 miles per gallon
1,000 miles driven per month
\$18.29 in state and federal fuel taxes paid per month



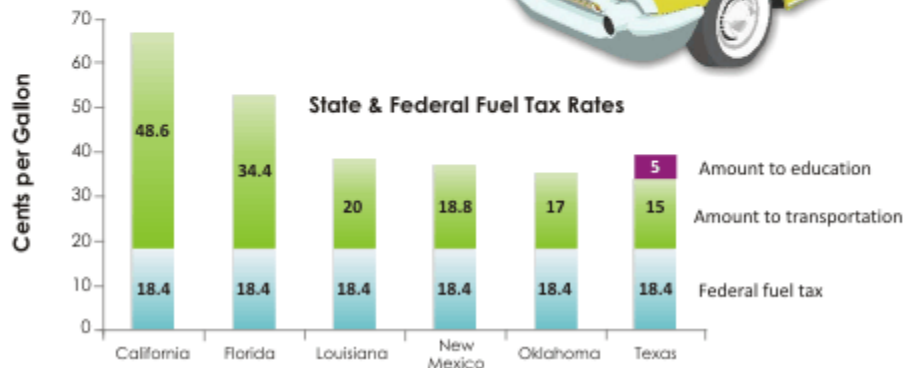
2009 Ford F-150 - \$9.38

16 miles per gallon
1,000 miles driven per month
\$24 in state and federal fuel taxes paid per month

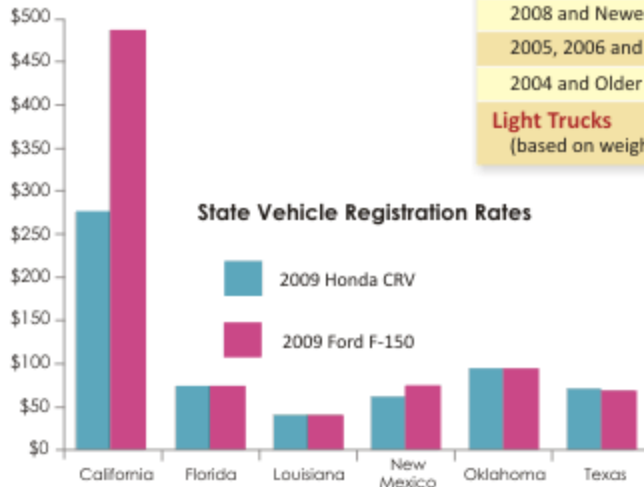


....seems pretty low!

What do other states comparable to Texas collect in fuel taxes?



What else do I pay for in the form of fees or taxes that go to transportation?



Texas Motor Vehicle Registration Fees

Passenger Vehicles:

2008 and Newer Models \$58.80

2005, 2006 and 2007 Models \$50.80

2004 and Older Models \$40.80

Light Trucks

\$54.00 average
(based on weight)



Other monthly household expenses compared to fuel tax payments

Utilities \$265
(Including gas, electricity, wastewater and garbage collection)

Eating Out \$218

Vehicle Liability Insurance \$98

Cable/Internet Service \$97

Vehicle Maintenance and Repairs \$54

Cell Phone Service \$51

Gym Membership \$40

State Fuel Taxes \$10
Federal Fuel Taxes \$9


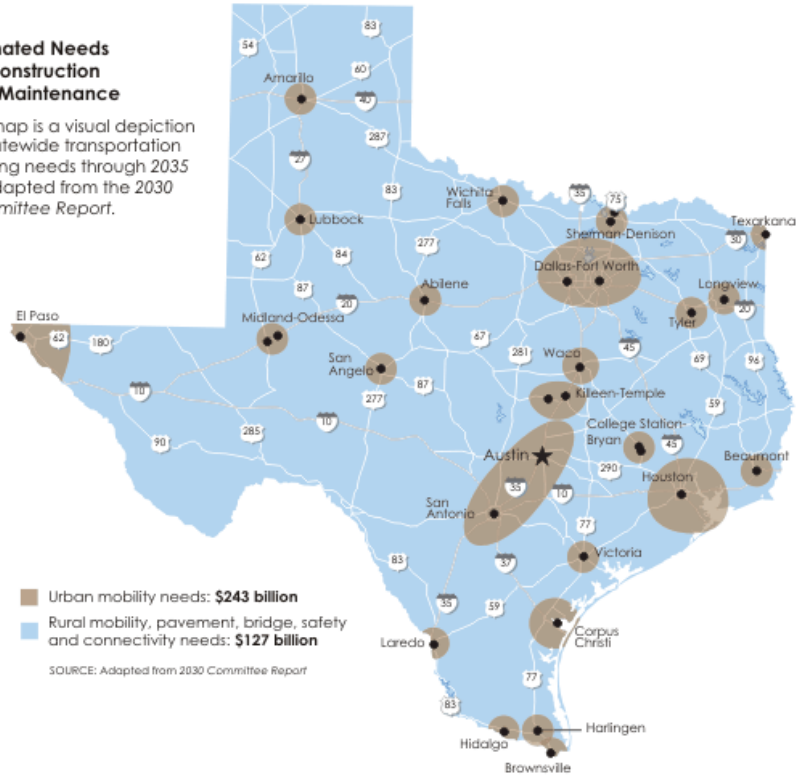
Sources of State Highway Fund Revenue FY 2010 (in \$ thousands)

State Motor Fuels Tax	\$2,285,491
Federal Allocations	\$3,235,019
Motor Vehicle Lubricant Sales Tax	\$40,356
Motor Vehicle Title Certificate Fees	\$26,394
Special Vehicle Registration Fees	\$1,105,432
Supplies, Equipment and Services	\$157,033
Interest on State Deposits	\$73,788
Other Revenue	\$67,914
TOTAL	\$6,960,088

How much do we need?

Estimated Needs for Construction and Maintenance

This map is a visual depiction of statewide transportation funding needs through 2035 as adapted from the 2030 Committee Report.



What does it cost to build?



Freeway Interchange
\$250 million



Overpass
\$5.8 million per lane mile



Freeway Widening
\$6.1 million per lane mile

Gas Tax Facts information was provided by the Texas Transportation Institute. Permission for reproducing was granted by the Texas Transportation Institute (February 15, 2011).

If you have any questions regarding this or other Metro-Mobility Talks articles please contact us at ccmpo@cctxmpo.us or visit our website at www.corpuschristi-mpo.org.